

A close-up photograph of a spiral-bound notebook. The notebook is open to a calendar page with a light pink background and white horizontal stripes. The calendar shows dates from 10 to 19, with days of the week abbreviated as S, M, T, W, F. A black pen with a red band and the letters 'ICE' is lying diagonally across the calendar. The spiral binding is on the left side of the notebook. The text 'Year 13 – Exams assembly' is overlaid in white on the calendar page.

Year 13 – Exams assembly

# Year 13 study leave

- Last day is Friday 3<sup>rd</sup> May
- After this date, not expected on site unless attending exams
- *Some* revision sessions may be offered, *some* teacher may be available for support
- When in school, you must be in office dress
  - Sign in and sign out using lanyard
- If you need to be on site, there is only limited space
  - F1 is being used (on-and-off) throughout the exam season as a satellite room for exams
  - Year 12 Exams are based in the downstairs Study Centre (Wed 15<sup>th</sup> May to Fri 24<sup>th</sup> May)
  - Sixth Form Centre (Upstairs) can be used for **silent** study





# Exam timetables

- Will be reissued by the end of this week
- Please check **all details**.
  - Most clashes have been resolved, but see Mr Marshall or Ms Sheridan if there are any issues.
- These will also have your seat for each exam (as per the trial exams)
- If you are unsure of anything, seek clarification.

# On the day of an exam...

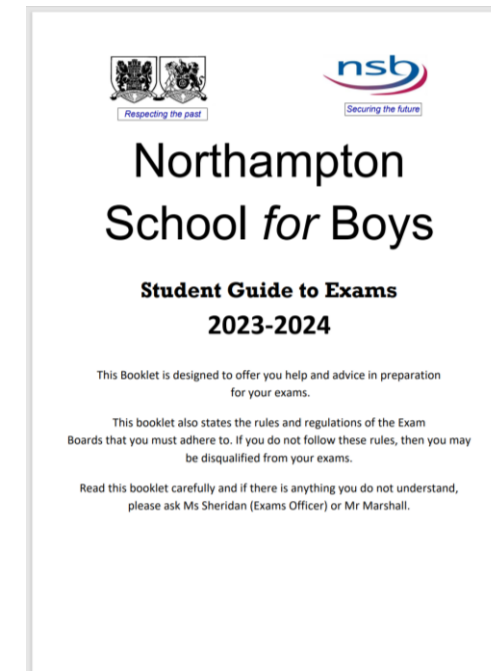
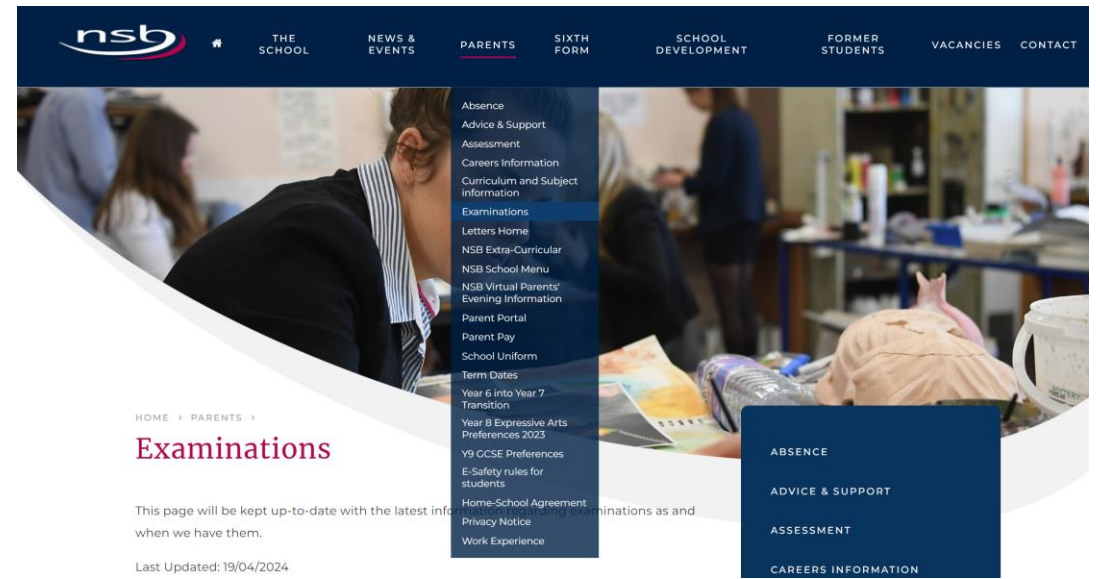
- Arrive in plenty of time (15 mins *minimum* before start of exam)
- Only take in the equipment that can be brought into the room – leave everything else at home
  - Student Services will be open at ‘normal’ times for phones and other valuable to be dropped off
  - Do not leave any valuables in the changing room
- Enter the Sports Hall in silence – do not communicate with your peers
- Take seats quickly, do not write anything, open booklets, or interact with anybody

Exams will finish at various times, there may still be students sitting exams in the Sports Hall –  
Remain silent until you LEAVE the Sports Hall building



# Advice and support


- On the school website, there is a ‘Student Guide to Exams’ – this will be sent to you via AIM
- Letters, information and JCQ regulations can all be found on the Parents/Exams part of the NSB website
- It is your responsibility to know the rules, so please check this information carefully





## NO MOBILE PHONES NO WATCHES

NO POTENTIAL TECHNOLOGICAL/WEB  
ENABLED SOURCES OF INFORMATION



Possession of unauthorised items, such as a mobile phone  
or any watch, is a serious offence and could result in

# DISQUALIFICATION

from your examination and your overall qualification.

This poster must be displayed in a prominent place outside each examination room.

## Warning to candidates

1. You **must** be on time for all your examinations.
2. **Possession of a mobile phone** or other unauthorised material **is not allowed** even if you do not intend to use it. You will be subject to penalty and possible disqualification from the exam/qualification.
3. You **must not** talk to, attempt to communicate with or disturb other candidates once you have entered the examination room.
4. You **must** follow the instructions of the invigilator.
5. You **must not** sit an examination in the name of another candidate.
6. You **must not** become involved in any unfair or dishonest practice in any part of the examination.
7. If you are confused about anything, only speak to an invigilator.

**The *Warning to candidates* must be displayed in a prominent place outside each examination room. This may be a hard copy A3 paper version or an image of the poster projected onto a wall or screen for all candidates to see.**

## Information for candidates

Written examinations

With effect from 1 September 2023

Produced on behalf of:

# Results Day – Thurs 15<sup>th</sup> Aug

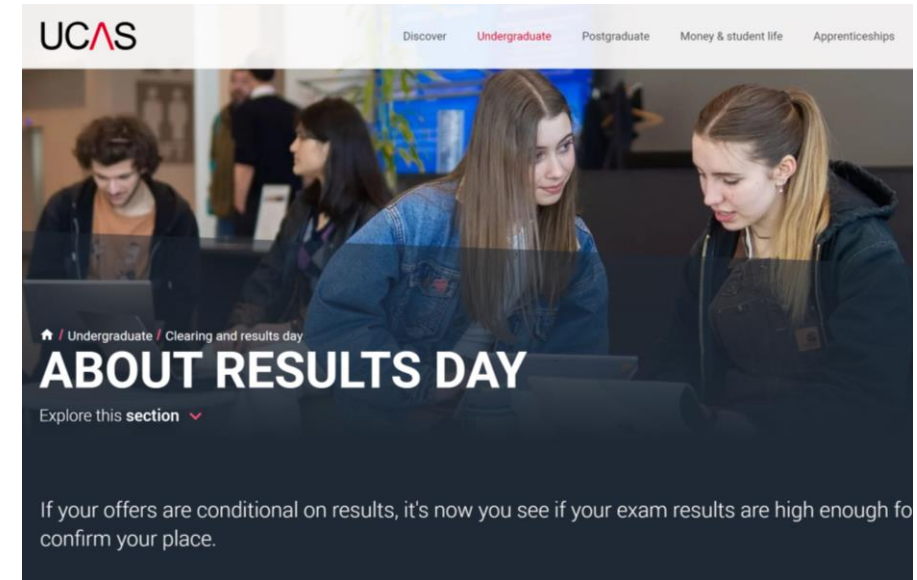
---

- Exact details will be on the school website in the coming weeks
- If you are not going to be able to access results, you need to inform the school if a parent/guardian will be on site.
  - They will need to present ID to collect results on your behalf.



# Appeals and University admissions

- UCAS and Clearing Service – SBB to contact and advise where necessary.
- When collecting results, there will be a **YELLOW** letter. This needs completing to allow us to ACCESS SCRIPTS.
  - This does not allow us to request a ‘Review of Marking’ (remark), but the school can get your script to review – this can only happen once scripts have been reviewed.
  - **All students should complete this!**
- If the school supports a Review of Marking, you will need to complete a **GREEN** letter. This can **only** be signed AFTER scripts have been recalled.
- If the school supports a review, the cost of this is covered by NSB.
- Reviews can only be for examination modules.







Good luck!

- Work hard,
- Be prepared,
- Give it your best!