

## Northampton Boys School Bronze Expeditions 2018

Dear Parent / Guardian

I hope you are all well. I am pleased to provide you with the details of the expeditions titled above.

All boys have received full training in line with The Duke of Edinburgh's Award training framework. The first day of the practice expedition is also spent training students to ensure they are ready for their assessment expedition in September.

Please see the **below link** to refresh the boy's memory on what equipment they will need for the expedition as well as information on food and how to pack a rucksack. Please ensure all bags are lined and sleeping bags are kept dry. Dry sacks can be brought or students can use strong Black Bags Garden rubble sacks. Boys must have **waterproof footwear** that are not trainers or 'fashion' boots such as timberlands. They must be specific to walking. They must also have a waterproof Jackets not showerproof/sports training tops.

**[bxmexpeditions.co.uk](http://bxmexpeditions.co.uk)** – This link will give more information on kit required and how to pack a rucksack – remember only roll mats on the outside.

Items students tend to forget,

Sun cream

Small first Aid Kit

Compass – 2 per group

Sun Hat/cap

Water Bottles – 2 litres in total

Water proof matches

Roll Mat

Dry Bags

Mess Tins – to cook in each student needs one

Torch – Head torch preferable

Tooth Brush

Washing up kit

Work as a team you do not need seven tooth pastes etc

You are only going for one-night d not pack the kitchen sink!

## PRACTICE 12-13<sup>th</sup> May 2018 Year 9

To allow the boys the best possible experience on their expedition the walking groups will be arriving in 3 waves. Please arrive at the given time and no earlier or later to enable to groups to get organised and start walking as soon as it possible for them to do so.

We ask that parents / guardians leave the drop off site promptly and do not wait around as we have lots of groups this weekend.

- Groups **1 to 4.** Are to arrive at the start point at 09.30am
- Groups **5 to 8.** Are to arrive at the start point at 10.00am
- Groups **9 to 12.** Are to arrive at the start point 10.30am

We also ask that parents do not arrive any earlier than **15:00** for collection of their son unless they have been contacted by BXM staff to inform them groups have finished early.

Given the nature of D of E expeditions, sometimes groups can arrive later and all groups need to have a debrief and hand kit in before departing. So you may have to wait a little while.

I am in Group \_\_\_\_\_

My start Point on Saturday 12th is \_\_\_\_\_

My collection Point on Sunday 13<sup>th</sup> is \_\_\_\_\_




Emergency Contact Numbers for the weekend

**BXM 0800 433 2963**

**Mr M Kneeshaw: 07968 530221**

**Mr C Armstrong: 07968373231**

**PRACTICE 12-13<sup>th</sup> May 2018 Year 9**

<p><b>Start Point:</b></p>	<p><b>Emberton Country Park. Olney MK46 5FJ GR885502</b></p>  A map of Emberton Country Park. The start point is marked with a blue 'P' icon near the center of the park, adjacent to a large pond. The map shows various features like 'Grate Lake', 'Sewage Works', and 'Emberton'.
<p><b>Camp one:</b></p>	<p><b>Home Farm, MK46 4HN GR 897 539</b></p>  A map showing the location of Home Farm. The farm is marked with a blue 'P' icon. The map includes labels for 'Spinney', 'MP', 'The N Farm', 'Warrington', and 'Slab Dons'.
<p><b>Finish:</b></p>	<p><b>Grendon Quarter Pond car park, Grendon. NN7 1JB GR 865 601</b></p>  A map showing the location of Grendon Quarter Pond. The car park is marked with a blue 'P' icon. The map includes labels for 'Lakesid Farm', 'Grendon Quarter Pond', 'Weir', 'The Weir', 'Scotland Pond', and 'Sewage Works'.

